












03 DÉC								
GMT +1	RÉGION	IMPACT	ÉVÉNEMENT	ALERTES ⚙	PÉRIODE	EST.	PRÉC.	ACTUEL
00:50		Faible	Business capex (MOF) yy	<input type="checkbox"/>	Q3 2018	–	12.8%	–
00:50		Faible	Foreign reserves	<input type="checkbox"/>	Nov. 2018	–	USD1252.9 M	–
01:30		Faible	JP Manufacturing PMI	<input type="checkbox"/>	Nov. 2018	–	51.8	–
02:45		Faible	HSBC Mfg PMI Final	<input type="checkbox"/>	Nov. 2018	50	50.1	–
08:45		Faible	Budget	<input type="checkbox"/>	Oct. 2018	–	–	–
09:50		Faible	FR Markit Mfg PMI	<input type="checkbox"/>	Nov. 2018	50.7	50.7	–
09:55		Faible	Markit/BME Mfg PMI	<input type="checkbox"/>	Nov. 2018	51.6	51.6	–
10:30		Faible	GB Markit/CIPS Mfg PMI	<input type="checkbox"/>	Nov. 2018	51.8	51.1	–
16:00		Important	US ISM Manufacturing PMI	<input type="checkbox"/>	Nov. 2018	57.5	57.7	–
16:00		Important	US ISM Prices Paid	<input type="checkbox"/>	Nov. 2018	69.1	71.6	–
16:00		Faible	Construction spending mm	<input type="checkbox"/>	Oct. 2018	0.3%	0%	–